



GLOBAL
Bath Concept



CATALOGUE





BATH TUBS



GBC 01

SPECIFICATIONS

SIZE: 1350/1500/1650 X 762 X 500 MM

Material: Acrylic (PMMA)

Average Thickness: 6 MM

Color: White

ACCESSORIES

Front Panel Side
Panel Coupling &
Overflow set

MASSAGE BATH TUBS



GBC J01

SPECIFICATIONS

SIZE:1350/1500/1650 X 762 X 500 MM

Material: Acrylic (PMMA)

Average Thickness: 6 MM

Color: White

BASIC CONFIGURATION

Front Panel | Standard Massage system with

6 jets | 1.5HP Imported motor with PN on/off

Pop-up coupling | Pressure control switch

Multi chromatic under water light

Dream pillow | Side Panel | Spinal Jet

ACCESSORIES Bubble

Bath system Faucet set

BATH TUBS



GBC 02

SPECIFICATIONS

SIZE: 1800 X 900 X 500 MM

Material: Acrylic (PMMA)

Average Thickness: 6 MM

Color: White

ACCESSORIES

Front Panel

Side Panel

Coupling & Overflow set

MASSAGE BATH TUBS



GBC J02

SPECIFICATIONS

SIZE:1800 X900 X 500 MM

Material: Acrylic (PMMA)

Average Thickness: 6 MM

Color: White

BASIC CONFIGURATION

Front Panel | Standard Massage system with 6 jets | 1.5HP Imported motor with PN on/off Pop-up coupling | Pressure control switch Multi chromatic under water light Dream pillow | Side Panel | Spinal Jet

ACCESSORIES

Bubble Bath system
Faucet set



BATH TUBS



GBC03

SPECIFICATIONS

SIZE:1650 X900 X 500 MM

Material: Acrylic (PMMA)

Average Thickness: 6 MM

Color: White

ACCESSORIES

Front Panel

Side Panel

Coupling & Overflow set

BATH TUBS



GBC 04

SPECIFICATIONS

SIZE: 1500 X 900 X 500 MM

Material: Acrylic (PMMA)

Average Thickness: 6 MM

Color: White

ACCESSORIES

Front Panel

Side Panel

Coupling & Overflow set

MASSAGE BATH TUBS



GBC J03

SPECIFICATIONS

SIZE: 1500 X 900 X 500 MM

Material: Acrylic (PMMA)

Average Thickness: 6 MM

Color: White

BASIC CONFIGURATION

Front Panel | Standard Massage system with

6 jets | 1.5HP Imported motor with PN on/off

Pop-up coupling | Pressure control switch

Multi chromatic under water light

Dream pillow | Side Panel | Spinal Jet

ACCESSORIES

Bubble Bath system

Faucet set



GBCJ04

SPECIFICATIONS

SIZE: 1700 X 1100 X 500 MM

Material: Acrylic (PMMA)

Average Thickness: 6 MM

Color: White

BASIC CONFIGURATION

Front Panel | Standard Massage system with

6 jets | 1.5HP Imported motor with PN on/off

Pop-up coupling | Pressure control switch

Multi chromatic under water light

Dream pillow | Side Panel | Spinal Jet

ACCESSORIES

Bubble Bath system

Faucet set

MASSAGE BATH TUBS



GBC J05

SPECIFICATIONS

SIZE: 1800 X 1200 X 500 MM

Material: Acrylic (PMMA)

Average Thickness: 6 MM

Color: White

BASIC CONFIGURATION

Front Panel | Standard Massage system with 6 jets | 1.5HP Imported motor with PN on/off Pop-up coupling | Pressure control switch
Multi chromatic under water light
Dream pillow | Side Panel | Spinal Jet

ACCESSORIES

Bubble Bath system
Faucet set

MASSAGE BATH TUBS



GBCJ06

SPECIFICATIONS

SIZE:1500 X1500 X 500 MM

Material: Acrylic (PMMA)

Average Thickness: 6 MM

Color: White

BASIC CONFIGURATION

Front Panel | Standard Massage system with 6 jets | 1.5HP Imported motor with PN on/off Pop-up coupling | Pressure control switch Multi chromatic under water light Dream pillow | Side Panel | Spinal Jet

ACCESSORIES

Bubble Bath system
Faucet set



MASSAGE BATH TUBS



GBCJ07

SPECIFICATIONS

SIZE: 2100 X 2100 X 1000 MM

Material: Acrylic (PMMA)

Average Thickness: 6 MM

Color: White

BASIC CONFIGURATION

Front Panel | Standard Massage system with 6 jets | 1.5HP Imported motor with PN on/off
Pop-up coupling | Pressure control switch
Multi chromatic under water light
Dream pillow | Side Panel | Spinal Jet

ACCESSORIES

Bubble Bath system
Faucet set



MASSAGE BATH TUBS



GBCJ08

SPECIFICATIONS

SIZE: Customised

Material: Acrylic (PMMA)

Average Thickness: 6 MM

Color: White

BASIC CONFIGURATION

Front Panel | Standard Massage system with

6 jets | 1.5HP Imported motor with PN on/off

Pop-up coupling | Pressure control switch

Multi chromatic under water light

Dream pillow | Side Panel | Spinal Jet

ACCESSORIES

Bubble Bath system

Faucet set



MASSAGE BATH TUBS



GBCJ09

SPECIFICATIONS

SIZE: Customised

Material: Acrylic (PMMA)

Average Thickness: 6 MM

Color: White

BASIC CONFIGURATION

Front Panel | Standard Massage system with 6 jets | 1.5HP Imported motor with PN on/off Pop-up coupling | Pressure control switch Multi chromatic under water light Dream pillow | Side Panel | Spinal Jet


ACCESSORIES

Bubble Bath system

Faucet set

SPECIFICATIONS

- ▶ Shower Enclosure is a necessary for every bathroom to minimize accidental Slipping and falling
- ▶ These Screen are tailor made to match your requirement
- ▶ Cubicles and Scree can also add Luxury to your Bathroom and optimizes bathing space
- ▶ Made with Toughened glass with Latest NANO Coating Technology
- ▶ Brass Hardware for Long lasting Performance
- ▶ 5 Years Warranty on Hardware



SHOWER ROOMS & SCREENS



GBC SS01

SPECIFICATIONS

Type: SlidingType

SIZE: Customised

10 mm Tempered Glass

Glass: Clear/Frosted/Designer

Chrome Finish Anodized Aluminium Section with Super

Sliding Rollers & Water Tight Plastic Seals. Chrome Finish Brass Fittings



SHOWER ROOMS & SCREENS



GBC SS02

SPECIFICATIONS

Type: OpenableType

SIZE: Customised


10 mm Tempered Glass

Glass: Clear/Frosted/Designer

Hardware: Brass, Chrome Finish Imported Hardware

Water Tight Plastic Seals. Chrome Finish Brass Fittings

SHOWER ROOMS & SCREENS



GBCSS03

SPECIFICATIONS

Type: Openable Type

SIZE: Customised

10 mm Tempered Glass

Glass: Clear/Frosted/Designer

Hardware: Brass, Chrome Finish Imported Hardware

Water Tight Plastic Seals. Chrome Finish Brass Fittings



GBC SS04

SPECIFICATIONS

Type: OpenableType

SIZE: Customised

10 mm Tempered Glass

Glass: Clear/Frosted/Designer

Hardware: Brass, Chrome Finish Imported Hardware

Water Tight Plastic Seals. Chrome Finish Brass Fittings

SHOWER ROOMS & SCREENS



GBCSS05

SPECIFICATIONS

Type: OpenableType

SIZE: Customised

10 mm Tempered Glass

Glass: Clear/Frosted/Designer

Hardware: Brass, Chrome Finish Imported Hardware

Water Tight Plastic Seals. Chrome Finish Brass Fittings



SHOWER ROOMS & SCREENS



GBCSS06

SPECIFICATIONS

Type: OpenableType

SIZE: Customised

10 mm Tempered Glass

Glass: Clear/Frosted/Designer

Hardware: Brass, Chrome Finish Imported Hardware

Water Tight Plastic Seals. Chrome Finish Brass Fittings



STEAM GENERATOR

For those seeking wellness Steam generator is a great way to experience luxury.

FEATURES

Global Bath steam generator vessels are made of high quality stainless steel (304) and tested at high pressure.

Easy Installation

The installation of the steam generator is very easy and this can be fitted in a very small space.

Safety

The steam generators meets all the safety standards which are currently in effect. We do not compromise on the safety of the customer.

Microprocessor based digital control

A new generation control panel interface is provided in the steam generator. This helps to control many functions like light, temperature and time.

This control panel is absolutely water proof and user friendly.

Auto drain facility

Our steam generators are provided with auto drain facilities. In this system water is drain automatically after each use from the steamer tank. This helps to reduce scaling effect in the boiler and maintains the hygiene.

Special grade heating elements

In **Global Bath** Steam generators we are using high quality special grade heating elements which are coated with PTFE. This increases the steam output and reduces the risk of scaling.

Steam dispenser

Global Bath steam generators are supplied with brass steam nozzle. We also can provide high grade polymer steam dispenser with arrangement for aroma therapy.

We also do have smart and sturdy foldable shower and steam seats with wooden stainless steel and plastic material.

STEAM GENERATORS



GBC SG01

SPECIFICATIONS

Machine Size: 400 x 450mm

Out Put: 4.5Kw /6Kw

For Maximum Room Size: 125/175 Cft

Material: Heavy Metal Body With SS Tank With Electronic control panel

Steam Nozzle

ADVANTAGES

Clearer skin

Steam bath helps to remove all the congestion from under the surface of the skin. Steam helps opening the pores in the skin and toxins are thrown out of the body

Increased circulation

It helps in better blood circulation through the body. Brings proper oxygen to the cells and decreases the risk of hypertension.

Stress relief

One of the most powerful benefit of steam showers is their ability to reduce both physical and mental stress.

Metabolism and weight loss

It's an ancient Ayurvedic technique which talks about "Swedan" which means reducing the fat by stimulating the lymphatic system by steam.



GBC SG02

SPECIFICATIONS

Machine Size: 500 x 550mm

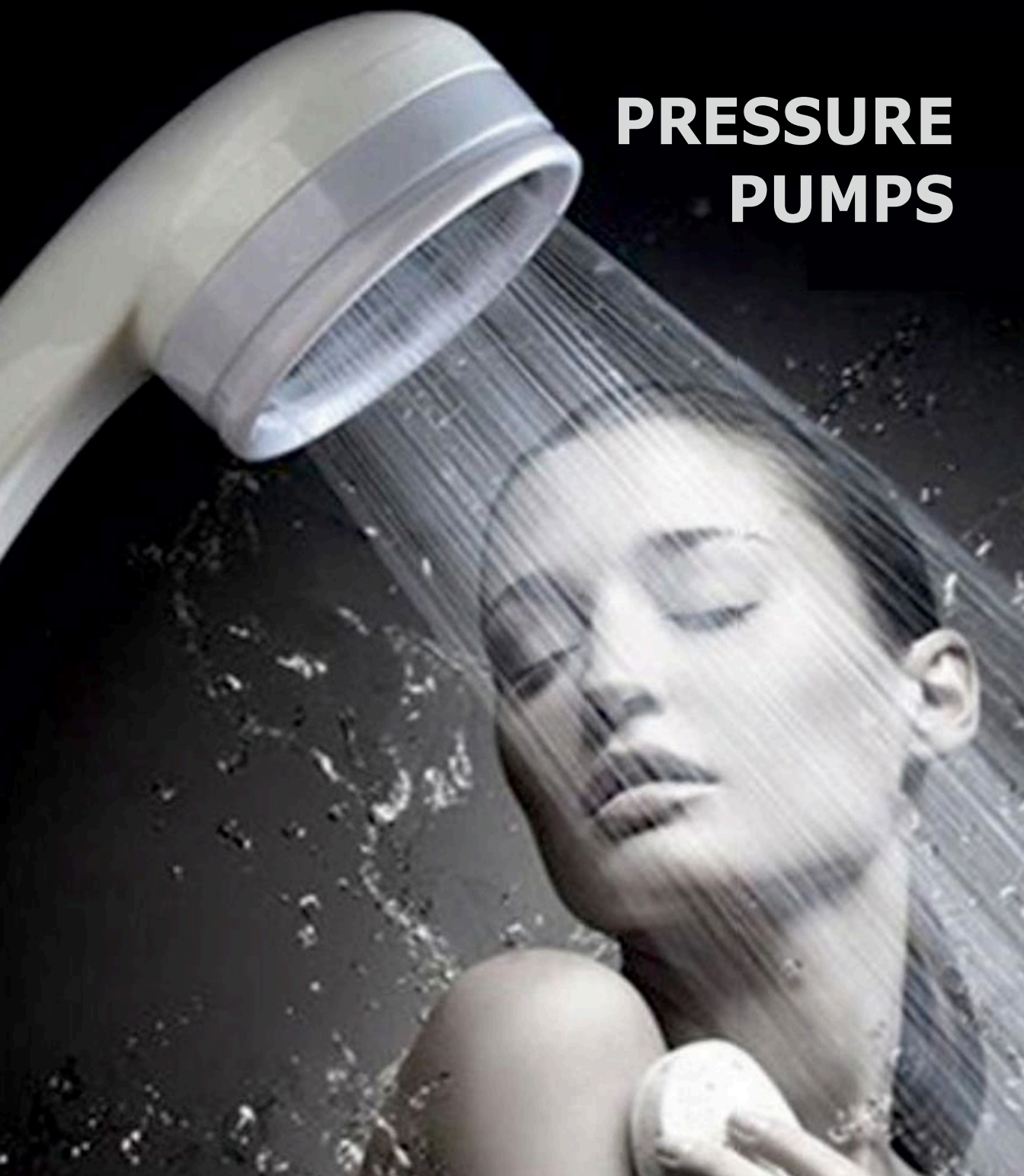
Out Put: 9 kw / 12 kw

For Maximum Room Size: 250/325 Cft

Material: Heavy Metal Body With SS Tank With Electronic control panel

Steam Nozzle

PRESSURE PUMPS



**Water Pressure is very important role for all
Modern Bathing Equipments.
We provide Booster Pumps and Hydropneumatic
Systems to Support your Luxury.**



PRESSURE PUMPS



GBC PB01

SPECIFICATIONS

Model: CFM 4-40

1HP Multistage Centrifugal Pump with SS Impeller with 24 Ltr Air Tank.

Pressure Switch and Other Accessories

Operating Pressure Range 2.5 to 3.5 bar with Water flow of 60LPM,

Suitable for 2-3 bathroom



GLASS MOSAIC TILES FOR DESIGNER BATHROOM



Glass mosaic tiles bring a touch of luxury and refined elegance to modern washroom interiors. Crafted from premium-quality glass, these tiles feature a brilliant, glossy finish that reflects light beautifully, creating a bright and sophisticated ambiance. The intricate mosaic pattern adds depth, texture, and a designer appeal, making them perfect for feature walls, shower areas, or decorative accents. Known for their durability, water resistance, and easy maintenance, glass mosaic tiles combine timeless beauty with practical performance, transforming any washroom into a stylish, spa-like retreat.



GLOBAL
Bath Concept

Head Office:

MINDER INDIA

Shop No 3, Sinhgad Road, Dhayari-Narhe Rd,
Near Kailash Jivan Factory, Dhayari, Pune,
Maharashtra 411041

P: +91 98606 37100